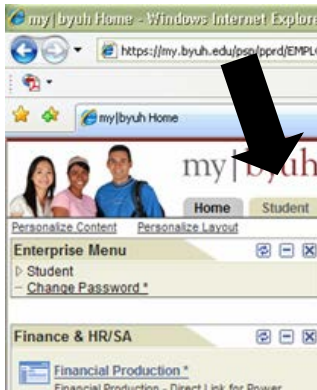


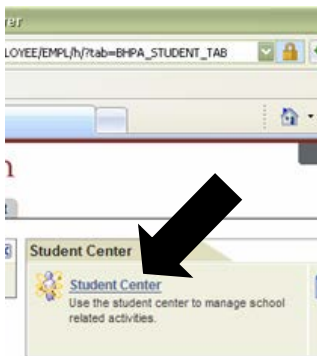
# How To Make A Payment Online



1. Log Onto *my.byuh.edu*



2. Click On *Student*

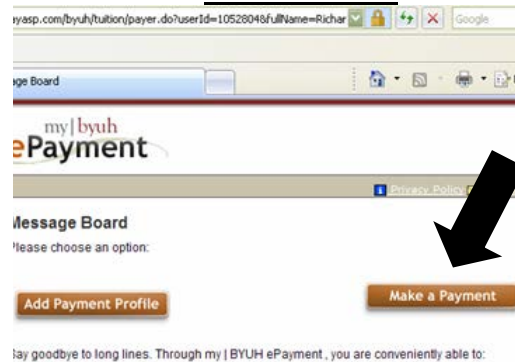


3. Click on *Student Center*

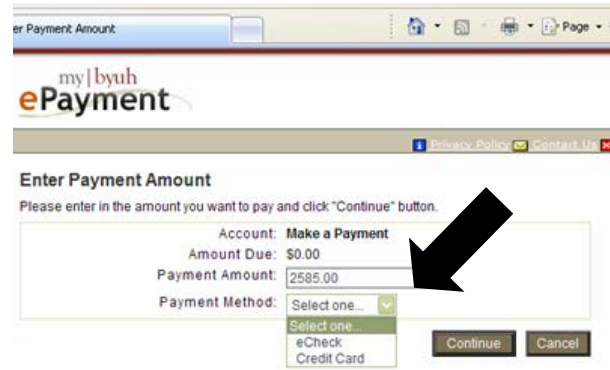


4. Click on *Make a Payment* (Located Under Finances)

**\*\*\*POP UP BLOCKER MUST BE DISABLED\*\*\***



5. Click *Make a Payment*



6. Enter Amount to Be Paid and Enter Type of Payment (Credit Card or E-Check)

**\*\*\*WE ACCEPT VISA, AMERICAN EXPRESS, MASTERCARD, and DISCOVER\*\*\***