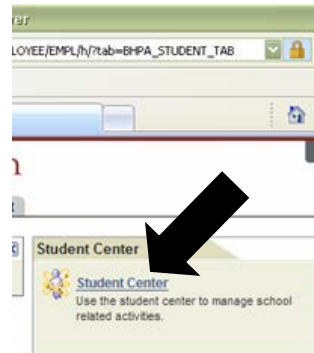


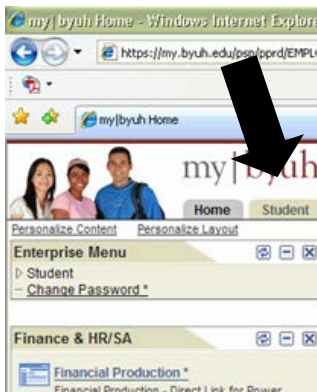
How To Check Your Student Account



1. Log Onto *my.byuh.edu*



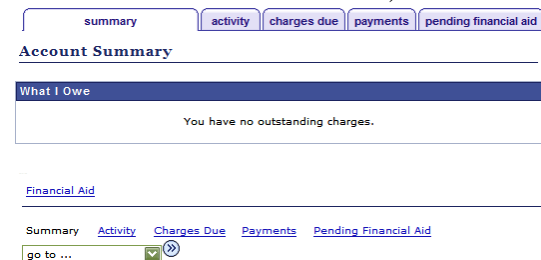
3. Click on *Student Center*



2. Click On *Student*



4. Click on *Account Inquiry* (Located Under Finances)



5. Click on a Tab (*Summary, Activity, Charges Due, Payments, Pending Financial Aid*) to view Information